



特性 FEATURES

- 16A 触点切换能力
 - 抗浪涌电流能力达 320A/2ms、500A/2ms (特殊触点)
 - 触点线圈间介质耐压 4kV 以上
 - 环保产品 (符合 RoHS)
 - 外形尺寸: 29.0 × 12.8 × 16.8mm
-
- 16A switching capability
 - Max. inrush current 320A/2ms, 500A/2ms (Special contact)
 - Dielectric strength: more than 4kV
 - Environmental friendly product(RoHS Compliant)
 - Outline dimensions: 29.0 × 12.8 × 16.8mm

触点参数 CONTACT PARAMETERS

触点形式	Contact Arrangement	1A, 1B, 1C
触点材料	Contact Material	银合金 Silver Alloy
接触电阻 (初始)	Contact Resistance(Initial)	≤ 20mΩ (1A 6VDC)
额定负载 (阻性)	Rated Load(Res.)	16A 250VAC
最大切换电流	Max. Switching Current	16A
最大切换电压	Max. Switching Voltage	250VAC
电气寿命	Electrical Life	1A, 1B: 1 × 10 ⁶ 次 OPS (16A 250VAC, 阻性负载 Resistive)
机械寿命	Mechanical Life	1 × 10 ⁶ 次 OPS

性能参数 FUNCTION PARAMETERS

绝缘电阻	Insulation Resistance	1000MΩ(500VDC)
介质耐压	Dielectric Strength	触点与线圈间 Between Coil & Contacts: 4000VAC 1min 断开触点间 Between Open Contacts: 1000VAC 1min
动作时间	Set Time	≤ 15ms
释放时间	Reset Time	≤ 15ms
环境温度	Ambient Temperature	-40℃ ~+85℃
振动	Vibration	10Hz~55Hz 1.5 双振幅 (DA)
冲击	Shock	稳定性 Functional: 98m/s ² (10G) 强度 Destructive: 980m/s ² (100G)
引出端方式	Terminal Form	印刷电路板引出端 PCB
封装形式	Construction	塑封型 Sealed, 防焊剂型 Flux Proofed
重量	Unit Weight	约 Approx. 13g

线圈规格表 COIL DATA(23℃)

额定电压 Rated Voltage VDC	动作 / 复归电压 Set/Reset Voltage VDC	脉冲宽度 Pulse Duration ms	线圈电阻 Coil Resistance Ω ± 10%	线圈功率 Coil Power W
6	≤ 4.8	≥ 50	单线圈 Single Coil Latching	60
9	≤ 7.2			135
12	≤ 9.6			240
24	≤ 19.2			960
6	≤ 4.8	≥ 50	双线圈 Double Coils Latching	30/30
9	≤ 7.2			67.5/67.5
12	≤ 9.6			120/120
24	≤ 19.2			480/480

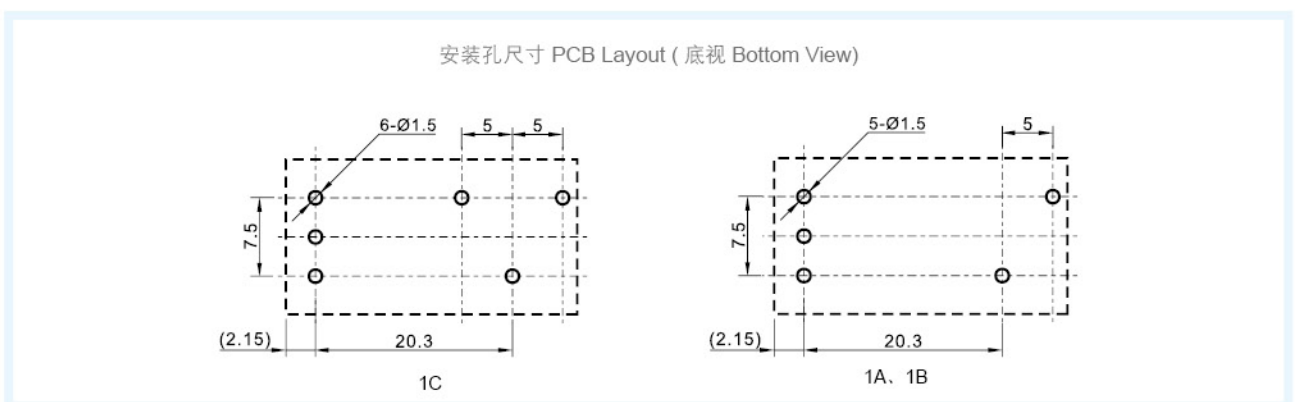
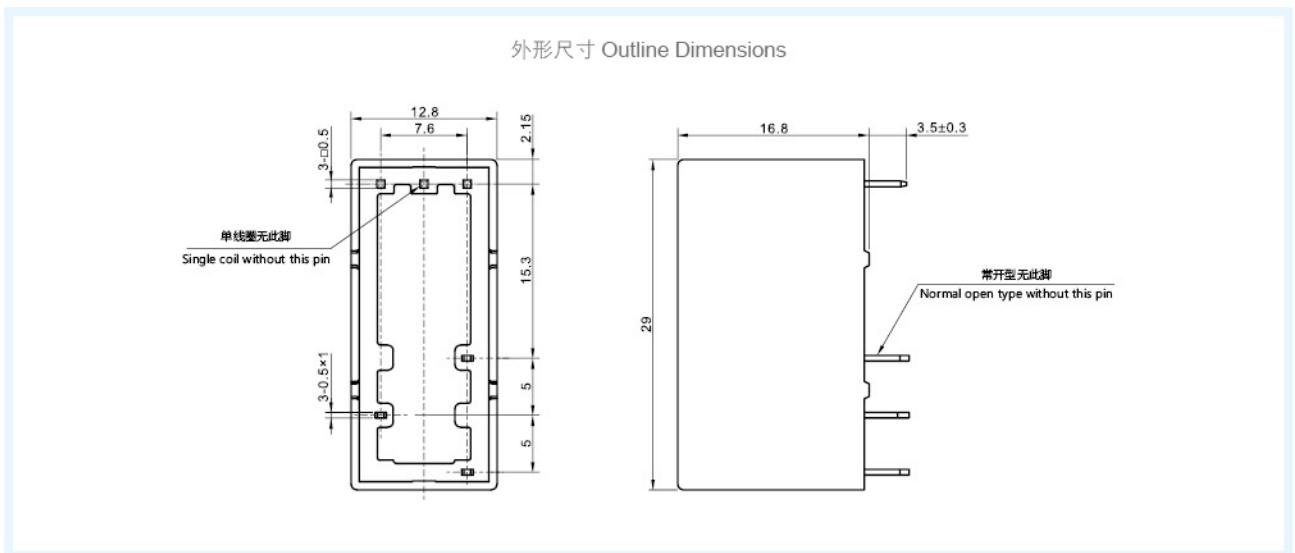
订货标记示例 ORDERING INFORMATION

			MALN	-S	-1	12	-A	-L1	-R	-1
产品型号 Model:		MALN								
产品结构 Structure:		无: 防焊剂型 Flux Proofed S: 塑封型 Sealed								
触点组数 Contact Group:		1: 1组 1 Group								
线圈电压 Coil Voltage:		6, 9, 12, 24 VDC								
触点形式 Contact Form: ⁽¹⁾		A: 常开 NO B: 常闭 NC C: 转换 NO/NC								
线圈类型 Sort:		L1: 单线圈磁保持 Single Coil Latching L2: 双线圈磁保持 Double Coils Latching								
极性特点:		R: 反极性 Negative Polarity 无 nil: 标准极性 Positive Polarity								
系列代号 Version:		1: 有手动开关 With Auxiliary Convexity 无 nil: 无手动开关 No Auxiliary Convexity								

注意:(1) A 标识继电器出厂触点处于断开状态; B 标识继电器出场时触点处于闭合状态。

Note:(1) A means that relay is on the "reset" status when delivery: B means that relay is on the "set" status when delivery.

外形尺寸、接线图、安装孔尺寸 OUTLINE DIMENSIONS,WIRING DIAGRAM AND PCB LAYOUT(单位 Unit: mm)



备注:

(1) 产品部分外形尺寸未注尺寸公差, 当外形尺寸 $\leq 1\text{mm}$, 公差为 $\pm 0.2\text{mm}$; 当外形尺寸在 $1\sim 5\text{mm}$ 之间时, 公差为 $\pm 0.3\text{mm}$; 当外形尺寸 $> 5\text{mm}$ 时, 公差为 $\pm 0.4\text{mm}$;

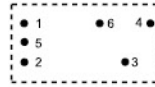
(2) 安装孔尺寸中未注尺寸公差的均为 $\pm 0.1\text{mm}$ 。

REMARK:

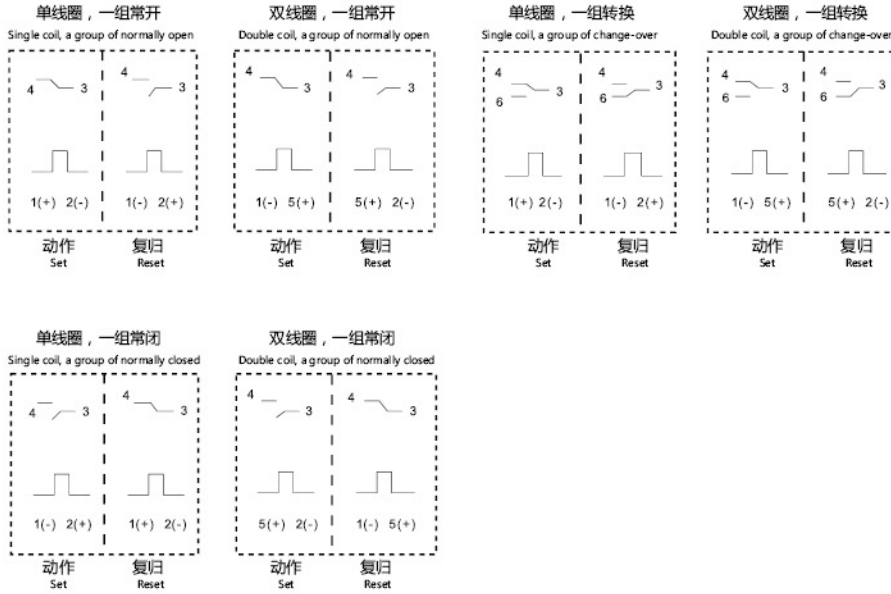
(1) In case of no tolerance shown in outline dimension: outline dimension $\leq 1\text{mm}$, tolerance should be $\pm 0.2\text{mm}$; outline dimension $> 1\text{mm}$ and $\leq 5\text{mm}$, tolerance should be $\pm 0.3\text{mm}$; outline dimension $> 5\text{mm}$, tolerance should be $\pm 0.4\text{mm}$;

(2) The tolerance without indicating for PCB layout is always $\pm 0.1\text{mm}$.

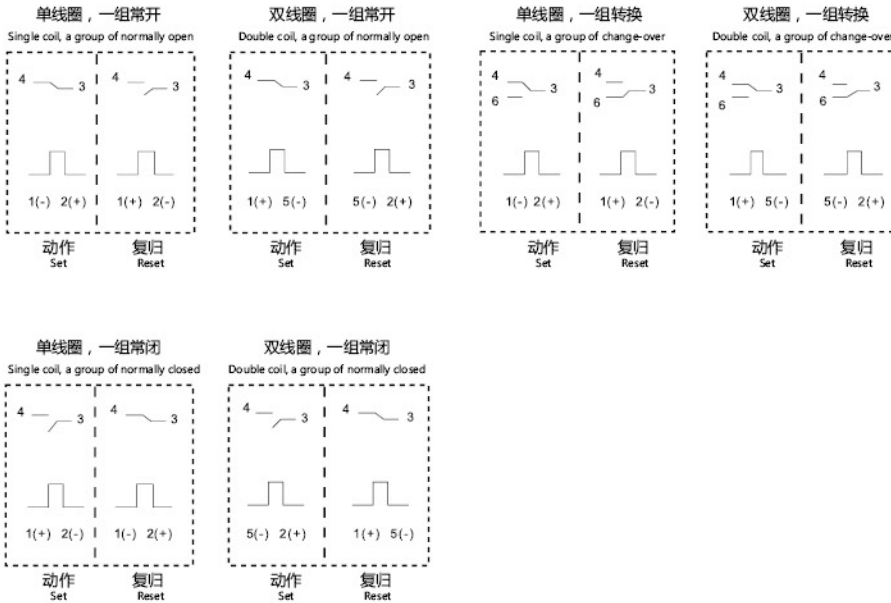
接线图 Wiring Diagram(底视 Bottom View)



标准极性 Positive Polarity



反极性 Negative Polarity



声明 STATEMENT:

本产品规格书仅供客户使用时参考, 若有更改, 恕不另行通知。

客户应根据具体的使用条件选择与之相匹配的产品。如有疑问, 请与美硕联系获取更多的技术支持, 但产品选型责任由客户承担。

This product specification is for reference only to customers, subject to change without notice.

The customer should select the matching product according to the use condition. Any questions, please feel free contact us to get more technical support. However, product selection responsibility only by the customer.